

# At a glance

## Capacitive sensors



### Capacitive sensors with high application potential

Capacitive sensors operate contactless, reactionless and wear-free. Both, electrically conductive and non-conductive materials are detected reliably. Capacitive sensors can thus be applied in systems in which inductive sensors would be inappropriate.

In addition to distance and position, capacitive sensors measure deflection, thickness, filling level, eccentricity, concentricity, deformation, wear and vibration.

The functional principle of capacitive sensors is based on the arrangement of two conductors (plates) separated by a dielectric (insulator). An electric field created through the potential difference between the two conductors is stored in the dielectric. The change of field strength (capacitance) in the dielectric is used as a measure. Non-conductive materials are detected through the change of field strength in the dielectric whereby a probe on the one hand and the ambient on the other hand represent the two conductors. Conductive materials are detected through the change of material as well as through the change of distance between the conductors.

The effective switching distances of capacitive sensors can vary considerably. A maximum switching distance is achieved with metallic objects. Reduction factors do not have to be observed as with con-

ventional inductive sensors. With regard to other materials, the switching distance is reduced in dependence to the dielectric constant of the target object. The higher the value the higher the switching distance. The switching distance of nearly all capacitive sensors can be adjusted with a potentiometer.

Capacitive sensors are laid out for temperature ranges between -25 and +70 °C by default. Special version are also available for temperatures up to +100 °C.

Based on the novel technology, the close-up range suppression of TURCK sensors works also with conductive clingage. TURCK also offers a solution for electromagnetic sensitivity. The product portfolio comprises sensors with EMC filter, making them insensitive to radiated and conducted HF interference and burst.

Capacitive sensors are available in cylinder and rectangular design. Alongside the standard plastic and metal versions, sensors enclosed in a Dyflor housing are also available for extra protection against chemically aggressive environments.

# Our strengths - your advantages



## Novel close-up range suppression

Capacitive sensors react to all materials with a permittivity greater than 1. This may lead to interferences during operation in the event of wetting, condensation or icing on the sensor surface. Residue and humidity may also lead to detection failures. In order to rule out this effect, a signal is produced with an electrode close


to the sensor surface, antagonizing the main signal. A zone is thus created near the electrode in which dirt and humidity are not detected by the sensor. Based on the novel technology, the close-up range suppression of TURCK sensors works also with conductive clingage.



## Wear-free detection of conducting and non-conducting materials.

Capacitive proximity sensors are designed for contactless and wear-free detection of electrically conducting and non-conducting objects. These all-rounders are thus suited for many applications. In addition to distance and

position, capacitive sensors measure deflection, thickness, eccentricity, concentricity, deformation, wear, vibration and above all filling levels of liquid and solid substances.



## All-round protection against interferences

Capacitive sensors work reliably and safe, even under rough environmental conditions. Special protective measures ensure failsafe operation of the sensors in ambients subject to high electromagnet-

ic interference. The sensors are also ESD immune. Automatic wetting compensation eliminates moreover interferences caused by wetting and condensation.

# advantages



## Rectangular design, high-performance technology within the smallest space

The rectangular devices offer high-quality components and high functionality in a rugged housing. These sensors moreover convince through easy and convenient mounting. The prescribed free

zones are considerably smaller, lowering the construction effort while enhancing the system availability. You save time and money.




## Cylindrical design, metal or plastic version

Whether metal or plastic housing, the product range of standard cylindrical sensors is large, offering devices with diameters between 12 mm and 40 mm. The flush mountable sensors generate an almost linear detection field.

Besides the usual reliability, capacitive TURCK sensors feature standard functions such as automatic wetting compensation, excellent EMC and ESD properties and they are flexibly mounted.

# For special applications



## High-temperature resistant sensors

A growing number of applications require sensors resisting temperatures beyond the standard range of  $-25 \dots +70 \text{ }^{\circ}\text{C}$ . For this purpose TURCK has developed capacitive sensors which meet exactly these requirements.

The sensors feature temperature-resistant components as well as cleverly designed, fanless passive cooling concepts approved in demanding laboratory tests. These sensors resist temperatures in a range of  $-25 \text{ }^{\circ}\text{C} \dots +100 \text{ }^{\circ}\text{C}$

Page 260




## AC 2-wire sensors

Capacitive AC 2-wire sensors are available as M12, M18, M30 and CK40 types.

The 2-wire sensors can be used to replace mechanical switches in existing systems.

The established wiring, normally two wires, can still be used. Cutting down on the amount of wiring saves time.

Page 262



## NAMUR sensors

NAMUR sensors are approved for zone 0 and 1. They are polarized 2-wire devices, changing their internal resistance depending on the attenuation (continuous linear/current characteristics). They can be connected to external switching amplifiers which convert current variations

into a binary output signal. The advantage: With an approved switching amplifier, they can be applied in Ex-areas and monitor wire-break and short-circuit.

Page 268




### BCF sensors for demanding applications

Conventional sensors do not operate reliably in demanding ambients. Residue and humidity on the active face may inhibit proper operation of the sensor. These problems are now ruled out with the new BCF series. Even conductive clingage are not a problem any more, thanks to the novel technology.

The sensors are immune to radiated and conducted HF interference, burst as well as electrostatic discharge (ESD).

- Suited for highly viscous media
- Increased EMI and RFI shielding

Page 270



### BCC sensors for level control

The BCC sensors blank out all interferences during the monitoring process. They are EMC and ESD immune. A laterally mounted shield and an integrated processing unit inhibit predamping when mounted in metal flanges. The full switching distance is thus available.

- Detection of smallest pellets
- Same switching distance, even when mounted in metal barrels
- Excellent EMC and ESD properties

Page 274



### Chemical-resistant sensors

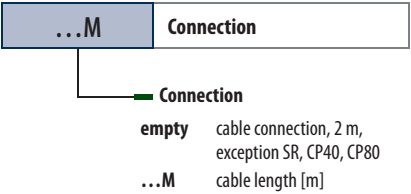
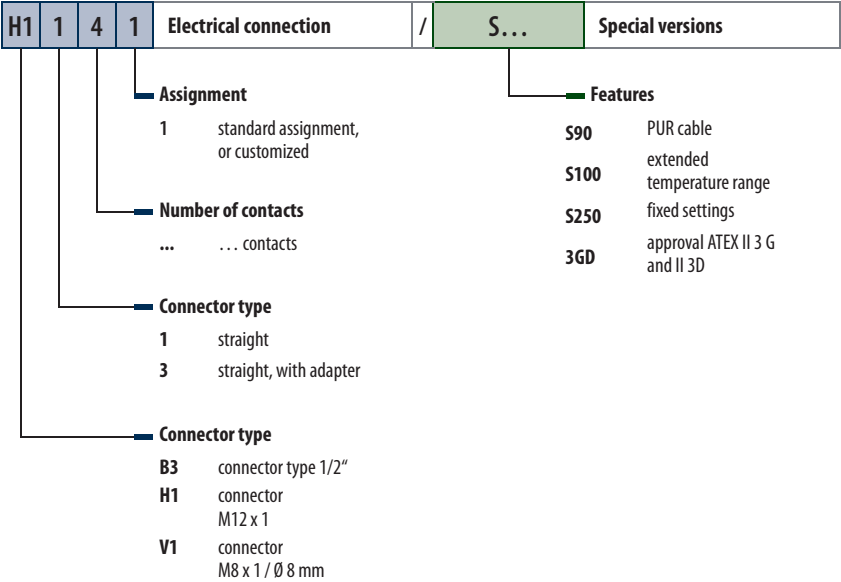
The capacitive sensors (PVDF) are the ideal solution for any application of the pharmaceutical, chemical or food industry. They help to optimize all kinds of applications for instance in dairies, breweries, industrial bakeries, frozen food production, packaging and filling machinery.

PVDF materials belong to the group of fluoride plastics. They are extremely resistant due to the high fluorine content. They also feature a high creep strength under constant load as well as good heat and cold properties.

Page 276

# Type code

| B | C | F | 5 | Functional principle  | - | M12 | K | Design | -  | A | P | 6 | X2 | Electrical version   | - |  |
|---|---|---|---|---|---|-----|---|--------|--|---|---|---|----|--|---|--|
|   |   |   |   | <b>Rated operating distance</b><br>... distance $S_n$ in [mm]                       |   |     |   |        | <b>Additional information</b><br>E long-sized housing<br>F flat housing<br>L length of housing<br>K short-sized housing<br>SR terminal chamber with straight or angled cable outlet  |   |   |   |    | <b>Indication</b><br>X LED<br>X... multicolor LED  |   |  |
|   |   |   |   | <b>Special functions</b><br>C predamping protection<br>F close-up range suppression |   |     |   |        |  |   |   |   |    | <b>Voltage range</b><br>3 10...300 VDC / 20...250 VAC<br>4 10...65 VDC, short-circuit proof<br>6 10...30 VDC, short-circuit proof  |   |  |
|   |   |   |   | <b>Functional principle</b><br>C capacitive   |   |     |   |        |  |   |   |   |    | <b>Output mode</b><br>N NPN<br>P PNP<br>Z 2-wire AC/DC   |   |  |
|   |   |   |   | <b>Fitting</b><br>B flush<br>N non-flush  |   |     |   |        | <b>Housing</b><br>CP40 rectangular, (40 x 40 mm) active face flexible<br>CP80 rectangular, (80 x 80 mm)<br>K smooth barrel, plastic<br>KT smooth barrel, plastic, teflon-coated<br>M threaded barrel, metal, Ø in [mm]<br>P plastic barrel, continuous thread<br>PS threaded barrel, plastic, Ø in [mm]<br>PT threaded barrel, plastic, teflon-coated<br>Q rectangular, height and Ø in [mm] |   |   |   |    | <b>Output function</b><br>A working current NO<br>F working current NO/ closed current NC programmable via connection<br>R closed current NC<br>V changeover contact<br>Y0, Y1 output acc. to EN 60947-5-6 (NAMUR) |   |  |



# Designs and variants

Page 247, 269



Page 245








Page 245



Page 246



|                              | QF5.5   | Q08   | Q10  | Q14  |
|------------------------------|---|---|--|--|
| <b>Design</b>                | rectangular QF5.5,<br>20.3 x 5.5 x 54 mm  | rectangular Q08,<br>20 x 8 x 32 mm  | rectangular Q10,<br>25 x 10.8 x 42 mm  | rectangular Q14,<br>30 x 14 x 55.5 mm  |
| <b>Switching distance</b>    | 5 mm, <br>10 mm,  | 5 mm,  | 8 mm,  | 10 mm,  |
| <b>Electrical connection</b> | cable   | connector, Ø 8 mm<br>cable  | connector<br>cable   | connector, M8 x 1<br>cable   |
| <b>Output</b>                | 2-wire DC NAMUR<br>3-wire DC PNP<br>3-wire DC NPN   | 3-wire DC PNP<br>3-wire DC NPN  | 3-wire DC PNP<br>3-wire DC NPN   | 3-wire DC PNP<br>3-wire DC NPN   |



Page 246

Page 273

Page 248, 266

Page 248, 267



|                              | Q20  | Q20L60                                 | CP40  | CP80  |
|------------------------------|--|--|---|---|
| <b>Design</b>                | rectangular Q20,<br>40 x 20 x 68 mm              | rectangular Q20L60,<br>30 x 20 x 60 mm | rectangular CP40,<br>40 x 40 x 114 mm       | rectangular CP80,<br>80 x 40.5 x 80 mm      |
| <b>Switching distance</b>    | 20 mm,   | 10 mm,                                 | 20 mm,                                      | 50 mm,                                      |
| <b>Electrical connection</b> | connector, M8 x 1<br>connector, M12 x 1<br>cable | connector, M12 x 1<br>cable            | connector, M12 x 1<br>terminal chamber      | connector, M12 x 1<br>terminal chamber      |
| <b>Output</b>                | 3-wire DC PNP<br>3-wire DC NPN                   | 3-wire DC PNP                          | 2-wire AC<br>4-wire DC PNP<br>4-wire DC NPN | 2-wire AC<br>4-wire DC PNP<br>4-wire DC NPN |

# Designs and variants

Page 251



Page 251, 263



Page 277



Page 252, 264





|                              | M12                            | M18   | S185                           | M30   |
|------------------------------|--------------------------------|---|--------------------------------|---|
| <b>Design</b>                | threaded barrel M12 x 1        | threaded barrel M18 x 1   | threaded barrel M18 x 1        | threaded barrel M30 x 1.5   |
| <b>Switching distance</b>    | 3 mm,                          | 5 mm,   | 5 mm,                          | 10 mm,  |
| <b>Electrical connection</b> | cable                          | connector, 1/2"<br>connector, M12 x 1<br>cable<br>cable with connector, M12 x 1 | cable                          | connector, 1/2"<br>connector, M12 x 1<br>cable<br>terminal chamber              |
| <b>Output</b>                | 3-wire DC PNP<br>3-wire DC NPN | 2-wire DC NAMUR<br>2-wire AC<br>3-wire DC PNP<br>3-wire DC NPN                  | 3-wire DC PNP<br>3-wire DC NPN | 2-wire DC NAMUR<br>2-wire AC<br>3-wire DC PNP<br>4-wire DC PNP<br>4-wire DC NPN |

Page 265, 272

Page 258



|                       | K34   | K40   |
|-----------------------|---|---|
| Design                | smooth barrel 34 mm   | smooth barrel 40 mm   |
| Switching distance    | 15 mm,  | 20 mm,  |
| Electrical connection | connector, M12 x 1<br>cable<br>terminal chamber   | connector, M12 x 1<br>terminal chamber  |
| Output                | 2-wire AC<br>3-wire DC PNP<br>3-wire DC NPN<br>4-wire DC PNP<br>4-wire DC NPN             | 4-wire DC PNP<br>4-wire DC NPN  |

## Rectangular design




Rectangular shaped capacitive sensors are the compact solution for your facilities. The rugged housing and high-quality components provide additional options for installation and detection. The 8 mm Q08 as well as the variable CP80 convince through easy mounting and short blind zones.

The rectangular types thus simplify the assembly and enhance the operability of your systems.

### Features

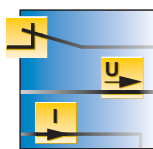
- Stable and resistant housings
- Large switching distances
- Excellent EMC immunity
- Easy to mount
- Connector and cable versions

### Properties



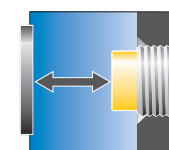
#### Design

From the small Q08 to the big sized CP80




#### Electrical versions

3/4-wire DC, PNP/NPN



#### Switching distances

5 mm versions for close-range detection, 50 mm versions for long ranges




#### Electrical connections

2 m cable PVC/PUR, M8 x 1 plug connection, Ø 8 mm and M12 x 1



#### Materials

Rugged and chemical resistant plastic and metal housings



#### Special features

Fine adjustment via potentiometer

## Q08 – 3-wire DC – Fixed settings



### General data

|                            |                |
|----------------------------|----------------|
| <b>Dimensions</b>          | 20 x 8 x 32 mm |
| <b>Switching distance</b>  | 5 mm,          |
| <b>Operating voltage</b>   | 10...30 VDC    |
| <b>Ambient temperature</b> | -25...+70 °C   |

|                             |       |
|-----------------------------|-------|
| <b>Protection class</b>     | IP67  |
| <b>Material housing</b>     | GD-Zn |
| <b>Material active face</b> | PA    |

### Types and data – selection table

| Type                     | Output | Electrical connection | Material cable | w    | d    |
|--------------------------|--------|-----------------------|----------------|------|------|
| BC5-Q08-RP6X2/S250       | , PNP  | cable                 | PVC 2 m        | w006 | d086 |
| BC5-Q08-RP6X2-V1131/S250 | , PNP  | connector, Ø 8 mm     | -              | w003 | d089 |
| BC5-Q08-AP6X2/S250       | , PNP  | cable                 | PVC 2 m        | w004 | d086 |
| BC5-Q08-AP6X2-V1131/S250 | , PNP  | connector, Ø 8 mm     | -              | w001 | d089 |
| BC5-Q08-AN6X2/S250       | , NPN  | cable                 | PVC 2 m        | w005 | d086 |
| BC5-Q08-AN6X2-V1131/S250 | , NPN  | connector, Ø 8 mm     | -              | w002 | d089 |

## Q10 – 3-wire DC – Fixed settings



### General data


|                            |                   |
|----------------------------|-------------------|
| <b>Dimensions</b>          | 25 x 10.8 x 42 mm |
| <b>Switching distance</b>  | 8 mm,             |
| <b>Operating voltage</b>   | 10...30 VDC       |
| <b>Ambient temperature</b> | -25...+70 °C      |

|                             |      |
|-----------------------------|------|
| <b>Protection class</b>     | IP67 |
| <b>Material housing</b>     | PBT  |
| <b>Material active face</b> | PBT  |


### Types and data – selection table

| Type                     | Output | Electrical connection | Material cable | w    | d    |
|--------------------------|--------|-----------------------|----------------|------|------|
| BC8-Q10-RP6X2/S250       | , PNP  | cable                 | PVC 2 m        | w006 | d092 |
| BC8-Q10-RP6X2-V1131/S250 | , PNP  | connector, M8 x 1     | -              | w003 | d091 |
| BC8-Q10-AP6X2/S250       | , PNP  | cable                 | PVC 2 m        | w004 | d092 |
| BC8-Q10-AP6X2-V1131/S250 | , PNP  | connector, M8 x 1     | -              | w001 | d091 |
| BC8-Q10-AN6X2/S250       | , NPN  | cable                 | PVC 2 m        | w005 | d092 |
| BC8-Q10-AN6X2-V1131/S250 | , NPN  | connector, M8 x 1     | -              | w002 | d091 |

## Q14 – 3-wire DC – Fine adjustment via potentiometer








### General data

|                            |  |
|----------------------------|--|
| <b>Dimensions</b>          | 30 x 14 x 55.5 mm  |
| <b>Switching distance</b>  | 10 mm,  |
| <b>Operating voltage</b>   | 10...65 VDC  |
| <b>Ambient temperature</b> | -25...+70 °C   |

|                             |      |
|-----------------------------|------|
| <b>Protection class</b>     | IP67 |
| <b>Material housing</b>     | PBT  |
| <b>Material active face</b> | PBT  |


### Types and data – selection table

| Type                 | Output   | Electrical connection | Material cable | w    | d    |
|----------------------|--|-----------------------|----------------|------|------|
| BC10-Q14-RP4X2       |  , PNP  | cable                 | PUR 2 m        | w006 | d328 |
| BC10-Q14-AP4X2-V1131 |  , PNP  | connector, M8 x 1     | -              | w001 | d327 |
| BC10-Q14-AP4X2       |  , PNP  | cable                 | PUR 2 m        | w004 | d328 |
| BC10-Q14-AN4X2-V1131 |  , NPN  | connector, M8 x 1     | -              | w002 | d327 |
| BC10-Q14-AN4X2       |  , NPN | cable                 | PUR 2 m        | w005 | d328 |

## Q20 – 3-wire DC – Fine adjustment via potentiometer










### General data

|                            |  |
|----------------------------|--|
| <b>Dimensions</b>          | 40 x 20 x 68 mm  |
| <b>Switching distance</b>  | 20 mm,  |
| <b>Operating voltage</b>   | 10...65 VDC  |
| <b>Ambient temperature</b> | -25...+70 °C   |

|                             |      |
|-----------------------------|------|
| <b>Protection class</b>     | IP67 |
| <b>Material housing</b>     | PBT  |
| <b>Material active face</b> | PBT  |

### Types and data – selection table

| Type                 | Output  | Electrical connection | Material cable | w    | d    |
|----------------------|---|-----------------------|----------------|------|------|
| BC20-Q20-RP4X2-V1131 |  , PNP | connector, M8 x 1     | -              | w003 | d331 |
| BC20-Q20-RP4X2-H1143 |  , PNP | connector, M12 x 1    | -              | w003 | d329 |
| BC20-Q20-RP4X2       |  , PNP | cable                 | PUR 2 m        | w006 | d330 |
| BC20-Q20-AP4X2-H1141 |  , PNP | connector, M12 x 1    | -              | w001 | d329 |
| BC20-Q20-AP4X2       |  , PNP | cable                 | PUR 2 m        | w004 | d330 |
| BC20-Q20-AN4X2-H1141 |  , NPN | connector, M12 x 1    | -              | w002 | d329 |
| BC20-Q20-AN4X2       |  , NPN | cable                 | PUR 2 m        | w005 | d330 |

## QF5.5 – 3-wire DC – Fine adjustment via potentiometer



### General data

|                              |                    |                             |         |
|------------------------------|--------------------|-----------------------------|---------|
| <b>Dimensions</b>            | 20.3 x 5.5 x 54 mm | <b>Protection class</b>     | IP67    |
| <b>Switching distance</b>    | 10 mm,             | <b>Material housing</b>     | PP      |
| <b>Electrical connection</b> | cable              | <b>Material active face</b> | PP      |
| <b>Operating voltage</b>     | 10...30 VDC        | <b>Material cable</b>       | PUR 2 m |
| <b>Ambient temperature</b>   | -25...+70 °C       |                             |         |

### Types and data – selection table

| Type             | Output | w    | d    |
|------------------|--------|------|------|
| BC10-QF5,5-AP6X2 | , PNP  | w004 | d332 |
| BC10-QF5,5-AN6X2 | , NPN  | w005 | d332 |

## QF5.5 – 3-wire DC – Fixed settings



### General data

|                              |                    |                             |         |
|------------------------------|--------------------|-----------------------------|---------|
| <b>Dimensions</b>            | 20.3 x 5.5 x 54 mm | <b>Protection class</b>     | IP67    |
| <b>Output</b>                | , PNP              | <b>Material housing</b>     | PP      |
| <b>Electrical connection</b> | cable              | <b>Material active face</b> | PP      |
| <b>Operating voltage</b>     | 10...30 VDC        | <b>Material cable</b>       | PUR 2 m |
| <b>Ambient temperature</b>   | -25...+70 °C       |                             |         |


### Types and data – selection table

| Type                  | Switching distance | w    | d    |
|-----------------------|--------------------|------|------|
| BC5-QF5,5-AP6X2/S250  | 5 mm,              | w004 | d333 |
| BC10-QF5,5-AP6X2/S250 | 10 mm,             | w004 | d333 |

## CP40 – 4-wire DC – Fine adjustment via potentiometer




### General data

|                            |  |                             |      |
|----------------------------|--|-----------------------------|------|
| <b>Dimensions</b>          | 40 x 40 x 114 mm   | <b>Protection class</b>     | IP67 |
| <b>Switching distance</b>  | 20 mm,  | <b>Material housing</b>     | PBT  |
| <b>Operating voltage</b>   | 10...65 VDC  | <b>Material active face</b> | PBT  |
| <b>Ambient temperature</b> | -25...+70 °C   |                             |      |

Variable orientation of active face in 9 directions


### Types and data – selection table

| Type                  | Output  | Electrical connection |  w |  d |
|-----------------------|---|-----------------------|---|---|
| BC20-CP40-VP4X2-H1141 |  , PNP | connector, M12 x 1    | w008  | d335  |
| BC20-CP40-VP4X2       |  , PNP | terminal chamber      | w014  | d334  |
| BC20-CP40-VN4X2       |  , NPN | terminal chamber      | w013  | d334  |






## CP80 – 4-wire DC – Fine adjustment via potentiometer



### General data

|                            |  |                             |      |
|----------------------------|--|-----------------------------|------|
| <b>Dimensions</b>          | 80 x 40.5 x 80 mm  | <b>Protection class</b>     | IP67 |
| <b>Switching distance</b>  | 50 mm,  | <b>Material housing</b>     | PBT  |
| <b>Operating voltage</b>   | 10...65 VDC  | <b>Material active face</b> | PBT  |
| <b>Ambient temperature</b> | -25...+70 °C   |                             |      |

### Types and data – selection table

| Type                  | Output  | Electrical connection |  w |  d |
|-----------------------|---|-----------------------|---|---|
| NC50-CP80-VP4X2-H1141 |  , PNP | connector, M12 x 1    | w008  | d337  |
| NC50-CP80-VP4X2       |  , PNP | terminal chamber      | w014  | d336  |
| NC50-CP80-VN4X2       |  , NPN | terminal chamber      | w013  | d336  |





## Cylindrical design - metal




Cylindrically shaped capacitive sensors feature high switching distances and are available in a vast range of types. M12, M18 and M30 chrome-plated threaded barrels are available with connection cable or plug connection. Besides the usual reliability, capacitive sensors feature standard properties such as automatic wetting compensation, excellent EMC and ESD properties and more flexibility with respect to mounting.

### Features

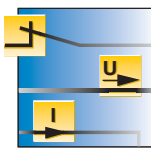
- Excellent reliability
- Automatic wetting compensation
- Excellent EMC properties
- ESD immunity
- Mounting flexibility

### Properties



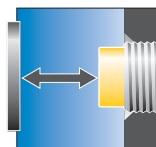
#### Design

Threaded barrel  
M12 x 1 and M30 x 1.5




#### Electrical versions

3/4-wire NO/NC contact  
as well as antivalent  
PNP/NPN output



#### Switching distances

From 3 mm flush to  
10 mm non-flush on all  
metals and non-metals




#### Electrical connections

2 m connection cable  
or M12 x 1 plug con-  
nection



#### Materials

Nickel-plated brass or  
stainless steel threaded  
barrel versions offer  
many application pos-  
sibilities



#### Special features

Fine adjustment via  
potentiometer

## M12 – 3-wire DC – Fine adjustment via potentiometer



### General data

|                              |              |
|------------------------------|--------------|
| <b>Dimensions</b>            | Ø12 x 60 mm  |
| <b>Switching distance</b>    | 3 mm,        |
| <b>Electrical connection</b> | cable        |
| <b>Operating voltage</b>     | 10...30 VDC  |
| <b>Ambient temperature</b>   | -25...+70 °C |

|                             |         |
|-----------------------------|---------|
| <b>Protection class</b>     | IP67    |
| <b>Material housing</b>     | CuZn-Cr |
| <b>Material active face</b> | ABS     |
| <b>Material cable</b>       | PVC 2 m |

### Types and data – selection table

| Type         | Output | w    | d    |
|--------------|--------|------|------|
| BC3-M12-RP6X | , PNP  | w006 | d338 |
| BC3-M12-AP6X | , PNP  | w004 | d338 |
| BC3-M12-AN6X | , NPN  | w005 | d338 |

## M18 – 3-wire DC – Fixed settings



### General data

|                              |                    |
|------------------------------|--------------------|
| <b>Dimensions</b>            | Ø18 x 83 mm        |
| <b>Switching distance</b>    | 5 mm,              |
| <b>Electrical connection</b> | connector, M12 x 1 |
| <b>Operating voltage</b>     | 10...65 VDC        |

|                             |              |
|-----------------------------|--------------|
| <b>Ambient temperature</b>  | -25...+70 °C |
| <b>Protection class</b>     | IP67         |
| <b>Material housing</b>     | CuZn-Cr      |
| <b>Material active face</b> | PBT          |

### Types and data – selection table

| Type                    | Output | w    | d    |
|-------------------------|--------|------|------|
| BC5-M18-RP4X-H1141/S250 | , PNP  | w015 | d339 |
| BC5-M18-AP4X-H1141/S250 | , PNP  | w001 | d339 |
| BC5-M18-AN4X-H1141/S250 | , NPN  | w002 | d339 |

## M18 – 3-wire DC – Fine adjustment via potentiometer



### General data

|                              |              |
|------------------------------|--------------|
| <b>Dimensions</b>            | Ø18 x 74 mm  |
| <b>Switching distance</b>    | 5 mm,        |
| <b>Electrical connection</b> | cable        |
| <b>Operating voltage</b>     | 10...65 VDC  |
| <b>Ambient temperature</b>   | -25...+70 °C |

|                             |         |
|-----------------------------|---------|
| <b>Protection class</b>     | IP67    |
| <b>Material housing</b>     | CuZn-Cr |
| <b>Material active face</b> | PBT     |
| <b>Material cable</b>       | PVC 2 m |

### Types and data – selection table

| Type         | Output | w    | d    |
|--------------|--------|------|------|
| BC5-M18-RP4X | , PNP  | w006 | d340 |
| BC5-M18-AP4X | , PNP  | w004 | d340 |
| BC5-M18-AN4X | , NPN  | w005 | d340 |

## M30 – 3-wire DC – Fine adjustment via potentiometer



### General data

|                            |              |
|----------------------------|--------------|
| <b>Switching distance</b>  | 10 mm,       |
| <b>Operating voltage</b>   | 10...65 VDC  |
| <b>Ambient temperature</b> | -25...+70 °C |

|                             |         |
|-----------------------------|---------|
| <b>Protection class</b>     | IP67    |
| <b>Material housing</b>     | CuZn-Cr |
| <b>Material active face</b> | PA      |

### Types and data – selection table

| Type                 | Dimensions    | Output | Electrical connection | Material cable | w    | d    |
|----------------------|---------------|--------|-----------------------|----------------|------|------|
| BC10-M30K-VP4X-H1141 | Ø30 x 60 mm   | , PNP  | connector, M12 x 1    | -              | w008 | d341 |
| BC10-M30K-VP4X       | Ø30 x 62.5 mm | , PNP  | cable                 | PVC 2 m        | w007 | d342 |
| BC10-M30K-VN4X-H1141 | Ø30 x 60 mm   | , NPN  | connector, M12 x 1    | -              | w010 | d341 |
| BC10-M30K-VN4X       | Ø30 x 62.5 mm | , NPN  | cable                 | PVC 2 m        | w018 | d342 |



## Cylindrical design - plastic




Cylindrically shaped capacitive sensors feature high switching distances and are available in a vast range of types. The standard types come in plastic housings and sizes from Ø 12 mm to Ø 40 mm, with connection cable, plug connection or terminal chamber.

Besides the usual reliability, capacitive sensors feature standard properties such as automatic wetting compensation, excellent EMC and ESD properties and more flexibility with respect to mounting.

### Features

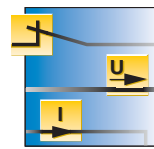
- Excellent reliability
- Automatic wetting compensation
- Excellent EMC properties
- ESD immunity
- Mounting flexibility

### Properties



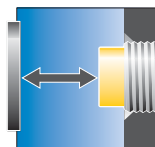
#### Design

Cylindrical versions  
M12 x 1, M18 x 1,  
M30 x 1.5, Ø 34 mm  
and Ø 40 mm



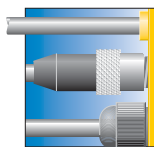
#### Electrical versions

3/4-wire NO/NC contact  
as well as antivalent  
PNP/NPN output



#### Switching distances

From 3 mm to 20 mm  
flush mountable on all  
metals and non-metals




#### Electrical connections

2 m connection cable  
or M12 x 1 plug con-  
nection



#### Materials

Plastic housings PA, PBT,  
PVDF and ABS



#### Special features

Fine adjustment via  
potentiometer,  
protection class IP67

## S12 – 3-wire DC – Fine adjustment via potentiometer



### General data

|                       |              |
|-----------------------|--------------|
| Dimensions            | Ø12 x 63 mm  |
| Switching distance    | 3 mm,        |
| Electrical connection | cable        |
| Operating voltage     | 10...30 VDC  |
| Ambient temperature   | -25...+70 °C |

|                      |         |
|----------------------|---------|
| Protection class     | IP67    |
| Material housing     | PA      |
| Material active face | PA      |
| Material cable       | PVC 2 m |

### Types and data – selection table

| Type         | Output | w    | d    |
|--------------|--------|------|------|
| BC3-S12-RP6X | , PNP  | w006 | d343 |
| BC3-S12-AP6X | , PNP  | w004 | d343 |
| BC3-S12-AN6X | , NPN  | w005 | d343 |

## S18 – 3-wire DC – Fixed settings



### General data

|                       |                    |
|-----------------------|--------------------|
| Dimensions            | Ø18 x 83 mm        |
| Switching distance    | 5 mm,              |
| Electrical connection | connector, M12 x 1 |
| Operating voltage     | 10...65 VDC        |

|                      |              |
|----------------------|--------------|
| Ambient temperature  | -25...+70 °C |
| Protection class     | IP67         |
| Material housing     | PA           |
| Material active face | PA           |

### Types and data – selection table

| Type                    | Output | w    | d    |
|-------------------------|--------|------|------|
| BC5-S18-RP4X-H1141/S250 | , PNP  | w015 | d344 |
| BC5-S18-AP4X-H1141/S250 | , PNP  | w001 | d344 |
| BC5-S18-AN4X-H1141/S250 | , NPN  | w002 | d344 |

## S18 – 3-wire DC – Fine adjustment via potentiometer









### General data

|                     |   |
|---------------------|---|
| Switching distance  | 5 mm,  |
| Operating voltage   | 10...65 VDC   |
| Ambient temperature | -25...+70 °C  |

|                      |      |
|----------------------|------|
| Protection class     | IP67 |
| Material housing     | PA   |
| Material active face | PA   |

### Types and data – selection table

| Type                  | Dimensions  | Output  | Electrical connection         | Material cable |  |  |
|-----------------------|-------------|---|-------------------------------|----------------|---|---|
| BC5-S18-RP4X-0,15-RS4 | Ø18 x 70 mm |  , PNP | cable with connector, M12 x 1 | PVC 0.15 m     | w015  | d346  |
| BC5-S18-RP4X          | Ø18 x 74 mm |  , PNP | cable                         | PVC 2 m        | w006  | d345  |
| BC5-S18-AP4X          | Ø18 x 74 mm |  , PNP | cable                         | PVC 2 m        | w004  | d345  |
| BC5-S18-AN4X          | Ø18 x 74 mm |  , NPN | cable                         | PVC 2 m        | w005  | d345  |

## S30 – 4-wire DC – Fine adjustment via potentiometer









### General data

|                     |  |
|---------------------|--|
| Switching distance  | 10 mm,  |
| Operating voltage   | 10...65 VDC  |
| Ambient temperature | -25...+70 °C   |

|                      |      |
|----------------------|------|
| Protection class     | IP67 |
| Material housing     | PA   |
| Material active face | PA   |

### Types and data – selection table

| Type                | Dimensions    | Output  | Electrical connection | Material cable |  |  |
|---------------------|---------------|---|-----------------------|----------------|---|---|
| BC10-S30-VP4X-H1141 | Ø30 x 71 mm   |  , PNP | connector, M12 x 1    | -              | w008  | d347  |
| BC10-S30-VP4X       | Ø30 x 62.5 mm |  , PNP | cable                 | PVC 2 m        | w007  | d348  |
| BC10-S30-VN4X-H1141 | Ø30 x 71 mm   |  , NPN | connector, M12 x 1    | -              | w010  | d347  |
| BC10-S30-VN4X       | Ø30 x 62.5 mm |  , NPN | cable                 | PVC 2 m        | w018  | d348  |



## K34 – 3-wire DC – Fine adjustment via potentiometer



### General data

|                              |                    |                             |              |
|------------------------------|--------------------|-----------------------------|--------------|
| <b>Dimensions</b>            | Ø34 x 74.5 mm      | <b>Ambient temperature</b>  | -25...+70 °C |
| <b>Switching distance</b>    | 15 mm,             | <b>Protection class</b>     | IP67         |
| <b>Electrical connection</b> | connector, M12 x 1 | <b>Material housing</b>     | PBT          |
| <b>Operating voltage</b>     | 10...65 VDC        | <b>Material active face</b> | PBT          |

### Types and data – selection table

| Type                | Output | w    | d    |
|---------------------|--------|------|------|
| BC15-K34-AP4X-H1141 | , PNP  | w001 | d349 |
| BC15-K34-AN4X-H1141 | , NPN  | w002 | d349 |

## K34 – 4-wire DC – Fine adjustment via potentiometer



### General data

|                              |              |                             |         |
|------------------------------|--------------|-----------------------------|---------|
| <b>Dimensions</b>            | Ø34 x 80 mm  | <b>Protection class</b>     | IP67    |
| <b>Switching distance</b>    | 15 mm,       | <b>Material housing</b>     | PBT     |
| <b>Electrical connection</b> | cable        | <b>Material active face</b> | PBT     |
| <b>Operating voltage</b>     | 10...65 VDC  | <b>Material cable</b>       | PVC 2 m |
| <b>Ambient temperature</b>   | -25...+70 °C |                             |         |

### Types and data – selection table

| Type          | Output | w    | d    |
|---------------|--------|------|------|
| BC15-K34-VP4X | , PNP  | w007 | d350 |
| BC15-K34-VN4X | , NPN  | w018 | d350 |

## KT34 – 4-wire DC – Fine adjustment via potentiometer



### General data

|                              |              |
|------------------------------|--------------|
| <b>Dimensions</b>            | Ø34 x 80 mm  |
| <b>Switching distance</b>    | 20 mm,       |
| <b>Electrical connection</b> | cable        |
| <b>Operating voltage</b>     | 10...65 VDC  |
| <b>Ambient temperature</b>   | -25...+70 °C |

|                             |      |
|-----------------------------|------|
| <b>Protection class</b>     | IP67 |
| <b>Material housing</b>     | PVDF |
| <b>Material active face</b> | PVDF |
| <b>Material cable</b>       | 2 m  |

### Types and data – selection table

| Type            | Output | w    | d    |
|-----------------|--------|------|------|
| NC20-KT34-VP4X2 | , PNP  | w007 | d351 |
| NC20-KT34-VN4X2 | , NPN  | w018 | d351 |

## K40SR – 4-wire DC – Fine adjustment via potentiometer



### General data

|                            |              |
|----------------------------|--------------|
| <b>Dimensions</b>          | Ø40 x 90 mm  |
| <b>Switching distance</b>  | 20 mm,       |
| <b>Operating voltage</b>   | 10...65 VDC  |
| <b>Ambient temperature</b> | -25...+70 °C |

|                             |      |
|-----------------------------|------|
| <b>Protection class</b>     | IP67 |
| <b>Material housing</b>     | ABS  |
| <b>Material active face</b> | ABS  |

### Types and data – selection table

| Type                   | Output | Electrical connection | w    | d    |
|------------------------|--------|-----------------------|------|------|
| BC20-K40SR-VP4X2       | , PNP  | terminal chamber      | w014 | d352 |
| BC20-K40SR-VN4X2-H1141 | , NPN  | connector, M12 x 1    | w010 | d353 |
| BC20-K40SR-VN4X2       | , NPN  | terminal chamber      | w013 | d352 |



## High-temperature resistant sensors




A growing number of applications require sensors resisting temperatures beyond the standard range of -25 ... +70 °C. For this purpose TURCK has developed capacitive sensors which meet exactly these requirements. The sensors feature temperature resistant components as well as cleverly designed passive cooling concepts, approved in demanding laboratory tests. These sensors resist temperatures from -25 °C to +100 °C.

### Features

- For temperatures up to +100 °C
- Automatic wetting compensation
- Excellent EMC properties
- ESD immunity

### Properties



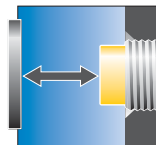
#### Design

Threaded barrel  
M12 x 1 and M18 x 1




#### Electrical versions

3-wire DC and NAMUR



#### Switching distances

3 mm and 5 mm flush  
mounting



#### Electrical connections

2 m cable



#### Materials

Rugged, temperature  
resistant housing  
materials, application  
optimized cable quali-  
ties



#### Special features

Fixed settings via po-  
tentiometer,  
-25 °C to +100 °C

## +100°C – S12 – 3-wire DC



|                       |                   |
|-----------------------|-------------------|
| Type                  | BC3-S12-AP6X/S100 |
| Dimensions            | Ø12 x 63 mm       |
| Switching distance    | 3 mm,             |
| Output                | —, PNP            |
| Electrical connection | cable             |
| Operating voltage     | 10...30 VDC       |
| Ambient temperature   | -25...+100 °C     |

|                      |         |
|----------------------|---------|
| Protection class     | IP67    |
| Material housing     | PA      |
| Material active face | PA      |
| Material cable       | PUR 2 m |
| Wiring diagram       | w004    |
| Dimension drawing    | d343    |

## +100°C – S18 – NAMUR



|                       |                  |
|-----------------------|------------------|
| Type                  | BC5-S18-Y1X/S100 |
| Dimensions            | Ø18 x 74 mm      |
| Switching distance    | 5 mm,            |
| Output                | NAMUR            |
| Electrical connection | cable            |
| Operating voltage     | 8.2 VDC          |
| Ambient temperature   | -25...+100 °C    |

|                      |              |
|----------------------|--------------|
| Protection class     | IP67         |
| Material housing     | PA           |
| Material active face | PA           |
| Material cable       | silicone 2 m |
| Wiring diagram       | w019         |
| Dimension drawing    | d345         |

## +100°C – S185 – 3-wire DC



|                       |               |
|-----------------------|---------------|
| General data          |               |
| Dimensions            | Ø18 x 74.5 mm |
| Switching distance    | 5 mm,         |
| Electrical connection | cable         |
| Operating voltage     | 10...65 VDC   |
| Ambient temperature   | -25...+100 °C |

|                      |         |
|----------------------|---------|
| Protection class     | IP67    |
| Material housing     | PVDF    |
| Material active face | PVDF    |
| Material cable       | PVC 2 m |

### Types and data – selection table

| Type               | Output | w    | d    |
|--------------------|--------|------|------|
| BC5-S185-AP4X/S100 | —, PNP | w004 | d354 |
| BC5-S185-AN4X/S100 | —, NPN | w005 | d354 |

Wiring diagrams on page 832 ff

Dimension drawings on page 842 ff

Accessories on page 736 ff

## AC -2-wire sensors




AC 2-wire sensors are easily installed, they replace mechanical switches in existing systems and simplify wiring. The established wiring, normally two wires, can still be used. Cutting down on the amount of wiring saves time.

### Features

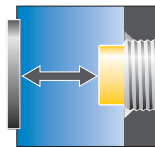
- Automatic wetting compensation
- Excellent EMC properties
- Large switching distances

### Properties



#### Design

Cylindrical Ø 18, 30 and 34 mm, rectangular 40 x 40 and 80 x 80 mm



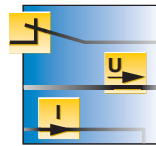
#### Switching distances

5 mm flush, 50 mm non-flush




#### Materials

Chrome-plated brass and rugged plastic



#### Electrical versions

2-wire AC, NO/NC or programmable version



#### Electrical connections

2 m connection cable, terminal chamber or 1/2-20 UNF plug connection



#### Special features

Fine adjustment via potentiometer, protection class IP67

## M18 – 2-wire AC – Fixed settings



### General data

|                              |                 |
|------------------------------|-----------------|
| <b>Dimensions</b>            | Ø18 x 82 mm     |
| <b>Switching distance</b>    | 5 mm,           |
| <b>Electrical connection</b> | connector, 1/2" |
| <b>Operating voltage</b>     | 20...250 VAC    |

|                             |              |
|-----------------------------|--------------|
| <b>Ambient temperature</b>  | -25...+70 °C |
| <b>Protection class</b>     | IP67         |
| <b>Material housing</b>     | CuZn-Cr      |
| <b>Material active face</b> | PBT          |

### Types and data – selection table

| Type                    | Output   | w    | d    |
|-------------------------|----------|------|------|
| BC5-M18-RZ3X-B3331/S250 | , 2-wire | w061 | d183 |
| BC5-M18-AZ3X-B3331/S250 | , 2-wire | w060 | d183 |

## M18 – 2-wire AC – Fine adjustment via potentiometer



### General data

|                              |              |
|------------------------------|--------------|
| <b>Dimensions</b>            | Ø18 x 74 mm  |
| <b>Switching distance</b>    | 5 mm,        |
| <b>Electrical connection</b> | cable        |
| <b>Operating voltage</b>     | 20...250 VAC |
| <b>Ambient temperature</b>   | -25...+70 °C |

|                             |         |
|-----------------------------|---------|
| <b>Protection class</b>     | IP67    |
| <b>Material housing</b>     | CuZn-Cr |
| <b>Material active face</b> | PBT     |
| <b>Material cable</b>       | PVC 2 m |


### Types and data – selection table

| Type         | Output   | w    | d    |
|--------------|----------|------|------|
| BC5-M18-RZ3X | , 2-wire | w062 | d340 |
| BC5-M18-AZ3X | , 2-wire | w031 | d340 |

## S18 – 2-wire AC – Fine adjustment via potentiometer





### General data

|                       |   |
|-----------------------|---|
| Dimensions            | Ø18 x 74 mm   |
| Switching distance    | 5 mm,  |
| Electrical connection | cable   |
| Operating voltage     | 20...250 VAC  |
| Ambient temperature   | -25...+70 °C  |

|                      |         |
|----------------------|---------|
| Protection class     | IP67    |
| Material housing     | PA      |
| Material active face | PA      |
| Material cable       | PVC 2 m |

### Types and data – selection table

| Type         | Output   | w    | d    |
|--------------|--|------|------|
| BC5-S18-RZ3X |  , 2-wire | w038 | d345 |
| BC5-S18-AZ3X |  , 2-wire | w020 | d345 |

## M30 – 2-wire AC – Fine adjustment via potentiometer







### General data

|                     |  |
|---------------------|--|
| Switching distance  | 10 mm,  |
| Operating voltage   | 20...250 VAC   |
| Ambient temperature | -25...+70 °C   |

|                  |         |
|------------------|---------|
| Protection class | IP67    |
| Material housing | CuZn-Cr |

### Types and data – selection table


| Type                 | Dimensions    | Output   | Electrical connection | Material active face | Material cable | w    | d    |
|----------------------|---------------|--|-----------------------|----------------------|----------------|------|------|
| BC10-M30K-RZ3X-B3131 | Ø30 x 71 mm   |  , 2-wire | connector, 1/2"       | -                    | -              | w061 | d355 |
| BC10-M30K-RZ3X       | Ø30 x 62.5 mm |  , 2-wire | cable                 | PA                   | PVC 2 m        | w062 | d342 |
| BC10-M30K-AZ3X-B3131 | Ø30 x 71 mm   |  , 2-wire | connector, 1/2"       | -                    | -              | w060 | d355 |
| BC10-M30K-AZ3X       | Ø30 x 62.5 mm |  , 2-wire | cable                 | PA                   | PVC 2 m        | w031 | d342 |



## S30 – 2-wire AC – Fine adjustment via potentiometer













### General data

|                     |  |
|---------------------|--|
| Switching distance  | 10 mm,  |
| Operating voltage   | 20...250 VAC   |
| Ambient temperature | -25...+70 °C   |

|                      |      |
|----------------------|------|
| Protection class     | IP67 |
| Material housing     | PA   |
| Material active face | PA   |


### Types and data – selection table

| Type                 | Dimensions    | Output   | Electrical connection | Material cable |  w |  d |
|----------------------|---------------|--|-----------------------|----------------|---|---|
| BCF10-S30-RZ3X-B3131 | Ø30 x 71 mm   |  , 2-wire   | connector, 1/2"       | -              | w063  | d356  |
| BCF10-S30-RZ3X       | Ø30 x 62.5 mm |  , 2-wire   | cable                 | PVC 2 m        | w038  | d348  |
| BCF10-S30-AZ3X-B3131 | Ø30 x 71 mm   |  , 2-wire   | connector, 1/2"       | -              | w025  | d356  |
| BCF10-S30-AZ3X       | Ø30 x 62.5 mm |  , 2-wire   | cable                 | PVC 2 m        | w020  | d348  |
| BC10-S30-RZ3X-B3131  | Ø30 x 71 mm   |  , 2-wire  | connector, 1/2"       | -              | w063  | d356  |
| BC10-S30-RZ3X        | Ø30 x 62.5 mm |  , 2-wire | cable                 | PVC 2 m        | w038  | d348  |
| BC10-S30-AZ3X-B3131  | Ø30 x 71 mm   |  , 2-wire | connector, 1/2"       | -              | w025  | d356  |
| BC10-S30-AZ3X        | Ø30 x 62.5 mm |  , 2-wire | cable                 | PVC 2 m        | w020  | d348  |

## K34 – 2-wire AC – Fine adjustment via potentiometer



### General data

|                       |  |
|-----------------------|--|
| Dimensions            | Ø34 x 80 mm  |
| Switching distance    | 15 mm,  |
| Electrical connection | cable  |
| Operating voltage     | 20...250 VAC   |
| Ambient temperature   | -25...+70 °C   |


|                      |         |
|----------------------|---------|
| Protection class     | IP67    |
| Material housing     | PBT     |
| Material active face | PBT     |
| Material cable       | PVC 2 m |

### Types and data – selection table

| Type           | Output   |  w |  d |
|----------------|--|---|---|
| BCF15-K34-RZ3X |  , 2-wire | w038  | d350  |
| BCF15-K34-AZ3X |  , 2-wire | w020  | d350  |
| BC15-K34-RZ3X  |  , 2-wire | w038  | d350  |
| BC15-K34-AZ3X  |  , 2-wire | w020  | d350  |


## P30SR – 2-wire AC – Fine adjustment via potentiometer



|                       |  |                      |              |
|-----------------------|--|----------------------|--------------|
| Type                  | BC10-P30SR-FZ3X2   | Ambient temperature  | -25...+70 °C |
| Dimensions            | Ø30 x 115 mm   | Protection class     | IP67         |
| Switching distance    | 10 mm,  | Material housing     | ABS          |
| Output                | connection programmable  | Material active face | ABS          |
| Electrical connection | terminal chamber   | Wiring diagram       | w029         |
| Operating voltage     | 20...250 VAC   | Dimension drawing    | d357         |


## K34SR – 2-wire AC – Fine adjustment via potentiometer



|                       |  |                      |              |
|-----------------------|--|----------------------|--------------|
| Type                  | BC15-K34SR-FZ3X2   | Ambient temperature  | -25...+70 °C |
| Dimensions            | Ø34 x 106 mm   | Protection class     | IP67         |
| Switching distance    | 15 mm,  | Material housing     | PBT          |
| Output                | connection programmable  | Material active face | PBT          |
| Electrical connection | terminal chamber   | Wiring diagram       | w029         |
| Operating voltage     | 20...250 VAC   | Dimension drawing    | d358         |

## CP40 – 2-wire AC – Fine adjustment via potentiometer




|                       |  |                      |              |
|-----------------------|--|----------------------|--------------|
| Type                  | BC20-CP40-FZ3X2  | Ambient temperature  | -25...+70 °C |
| Dimensions            | 40 x 40 x 114 mm   | Protection class     | IP67         |
| Switching distance    | 20 mm,  | Material housing     | PBT          |
| Output                | connection programmable  | Material active face | PBT          |
| Electrical connection | terminal chamber   | Wiring diagram       | w029         |
| Operating voltage     | 20...250 VAC   | Dimension drawing    | d334         |

Variable orientation of active face in 9 directions

## CP80 – 2-wire AC – Fine adjustment via potentiometer



|                              |  |                             |              |
|------------------------------|--|-----------------------------|--------------|
| <b>Type</b>                  | NC50-CP80-FZ3X2  | <b>Ambient temperature</b>  | -25...+70 °C |
| <b>Dimensions</b>            | 80 x 40.5 x 80 mm  | <b>Protection class</b>     | IP67         |
| <b>Switching distance</b>    | 50 mm,  | <b>Material housing</b>     | PBT          |
| <b>Output</b>                | connection programmable  | <b>Material active face</b> | PBT          |
| <b>Electrical connection</b> | terminal chamber   | <b>Wiring diagram</b>       | w029         |
| <b>Operating voltage</b>     | 20...250 VAC   | <b>Dimension drawing</b>    | d336         |

## NAMUR sensors




NAMUR sensors are approved for the zones 0 and 1. They are polarized 2-wire devices, changing their internal resistance in dependence on the attenuation (continuous linear/current characteristics). They can be connected to external switching amplifiers which convert current variations into binary output signals. The advantage: With an approved switching amplifier, they can be applied in Ex-areas as well as monitor wire-break and short-circuit continuously.

### Features

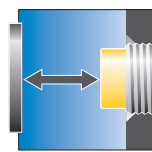
- Integrated sensor monitoring
- Automatic wetting compensation
- Excellent EMC properties
- Ex-area approved

### Properties



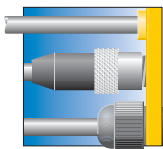
#### Design

Threaded barrel  
M18 x 1, M30 x 1.5 and  
rectangular QF5.5



#### Switching distances

5 mm and 10 mm, flush  
mountable



#### Electrical connections

2 m cable PVC and  
silicone



#### Materials


Polypropylene and  
polyamide housings




#### Special features

Fixed settings, ATEX  
and SIL approvals,  
extended temperature  
range


## QF5.5 – NAMUR – Fixed settings





|                       |   |                      |         |
|-----------------------|---|----------------------|---------|
| Type                  | BC5-QF5,5-Y1X/S250  | Protection class     | IP67    |
| Dimensions            | 20.3 x 5.5 x 54 mm  | Material housing     | PP      |
| Switching distance    | 5 mm,  | Material active face | PP      |
| Output                | NAMUR   | Material cable       | PVC 2 m |
| Electrical connection | cable   | Wiring diagram       | w019    |
| Operating voltage     | nom. 8.2 VDC  | Dimension drawing    | d359    |
| Ambient temperature   | -25...+70 °C  |                      |         |

## S18 – NAMUR – Fine adjustment via potentiometer




|                       |   |                      |              |
|-----------------------|---|----------------------|--------------|
| General data          |   | Operating voltage    | nom. 8.2 VDC |
| Dimensions            | Ø18 x 74 mm   | Protection class     | IP67         |
| Switching distance    | 5 mm,  | Material housing     | PA           |
| Output                | NAMUR   | Material active face | PA           |
| Electrical connection | cable   |                      |              |

### Types and data – selection table

| Type             | Ambient temperature | Material cable |  w |  d |
|------------------|---------------------|----------------|---|---|
| BC5-S18-Y1X/S100 | -25...+100 °C       | silicone 2 m   | w019  | d345  |
| BC5-S18-Y1X      | -25...+70 °C        | PVC 2 m        | w019  | d345  |

## S30 – NAMUR – Fine adjustment via potentiometer



|                       |  |                      |         |
|-----------------------|--|----------------------|---------|
| Type                  | BC10-S30-Y1X   | Protection class     | IP67    |
| Dimensions            | Ø30 x 62.5 mm  | Material housing     | PA      |
| Switching distance    | 10 mm,  | Material active face | PA      |
| Output                | NAMUR  | Material cable       | PVC 2 m |
| Electrical connection | cable  | Wiring diagram       | w019    |
| Operating voltage     | nom. 8.2 VDC   | Dimension drawing    | d348    |
| Ambient temperature   | -25...+70 °C   |                      |         |

## BCF sensors with close-up range suppression




Thanks to the new switching technology in combination with optimized electrode and compensation features, the BCFs work reliably under difficult application conditions. Even conductive coatings are not a problem at all. To avoid HF cross-talk and other interferences, the potentiometer is located in a less sensitive area of the circuit, this applies to all capacitive TURCK sensors. Even applications that are subject to strong interferences do not require additional protective measures. All sensors of the BCF series are immune to radiated and conducted HF interference, burst as well as electrostatic discharge (ESD).

### Features

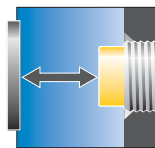
- Automatic wetting compensation
- Increased EMI and RFI shielding
- High protection class
- Novel close-up range suppression

### Properties



#### Design

Cylinders Ø 18, Ø 30 and Ø 34 mm and rectangular Q20L60



#### Switching distances

5 ... 15 mm, flush mounting



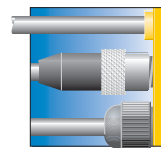
#### Materials

PA or PBT housings




#### Electrical versions

2, 3 and 4-wire, PNP or NPN, NO or NC



#### Electrical connections

2 m cable PVC/PUR, M12 x 1 plug connection



#### Special features

Close-up range suppression  
EMC shielded

## BCF – S18 – 3-wire DC – Fixed settings



### General data

#### Dimensions

Ø18 x 83 mm

#### Switching distance

5 mm,

#### Electrical connection

connector, M12 x 1

#### Operating voltage

10...65 VDC

#### Ambient temperature

-25...+70 °C

#### Protection class

IP67

#### Material housing

PA

#### Material active face

PA

### Types and data – selection table

| Type                     | Output | w    | d    |
|--------------------------|--------|------|------|
| BCF5-S18-AP4X-H1141/S250 | , PNP  | w001 | d344 |
| BCF5-S18-AN4X-H1141/S250 | , NPN  | w002 | d344 |

## BCF – S18 – 3-wire DC – Fine adjustment via potentiometer



### General data

#### Dimensions

Ø18 x 74 mm

#### Switching distance

5 mm,

#### Electrical connection

cable

#### Operating voltage

10...65 VDC

#### Ambient temperature

-25...+70 °C

#### Protection class

IP67

#### Material housing

PA

#### Material active face

PA

### Types and data – selection table

| Type              | Output | Material cable | w    | d    |
|-------------------|--------|----------------|------|------|
| BCF5-S18-RP4X/S90 | , PNP  | PUR 2 m        | w006 | d345 |
| BCF5-S18-RN4X     | , NPN  | PVC 2 m        | w064 | d345 |
| BCF5-S18-AP4X/S90 | , PNP  | PUR 2 m        | w004 | d345 |
| BCF5-S18-AP4X     | , PNP  | PVC 2 m        | w004 | d345 |
| BCF5-S18-AN4X     | , NPN  | PVC 2 m        | w005 | d345 |

## BCF – S30 – 4-wire DC – Fine adjustment via potentiometer



### General data

|                     |              |
|---------------------|--------------|
| Switching distance  | 10 mm,       |
| Operating voltage   | 10...65 VDC  |
| Ambient temperature | -25...+70 °C |

|                      |      |
|----------------------|------|
| Protection class     | IP67 |
| Material housing     | PA   |
| Material active face | PA   |

### Types and data – selection table

| Type                 | Dimensions    | Output | Electrical connection | Material cable | w    | d    |
|----------------------|---------------|--------|-----------------------|----------------|------|------|
| BCF10-S30-VP4X-H1141 | Ø30 x 71 mm   | , PNP  | connector, M12 x 1    | -              | w008 | d347 |
| BCF10-S30-VP4X       | Ø30 x 62.5 mm | , PNP  | cable                 | PVC 2 m        | w007 | d348 |
| BCF10-S30-VN4X-H1141 | Ø30 x 71 mm   | , NPN  | connector, M12 x 1    | -              | w010 | d347 |
| BCF10-S30-VN4X       | Ø30 x 62.5 mm | , NPN  | cable                 | PVC 2 m        | w018 | d348 |

## BCF – K34 – 2-wire AC – Fine adjustment via potentiometer



### General data

|                       |              |
|-----------------------|--------------|
| Dimensions            | Ø34 x 80 mm  |
| Switching distance    | 15 mm,       |
| Electrical connection | cable        |
| Operating voltage     | 20...250 VAC |
| Ambient temperature   | -25...+70 °C |

|                      |         |
|----------------------|---------|
| Protection class     | IP67    |
| Material housing     | PBT     |
| Material active face | PBT     |
| Material cable       | PVC 2 m |

### Types and data – selection table


| Type           | Output   | w    | d    |
|----------------|----------|------|------|
| BCF15-K34-RZ3X | , 2-wire | w038 | d350 |
| BCF15-K34-AZ3X | , 2-wire | w020 | d350 |





## BCF – Q20L60 – 3-wire DC – Fine adjustment via potentiometer



### General data

|                           |  |                             |              |
|---------------------------|--|-----------------------------|--------------|
| <b>Dimensions</b>         | 30 x 20 x 60 mm  | <b>Ambient temperature</b>  | -25...+70 °C |
| <b>Switching distance</b> | 10 mm,  | <b>Protection class</b>     | IP67         |
| <b>Output</b>             | —, PNP   | <b>Material housing</b>     | PC           |
| <b>Operating voltage</b>  | 10...65 VDC  | <b>Material active face</b> | PC           |

### Types and data – selection table

| Type                    | Electrical connection | Material cable |  w |  d |
|-------------------------|-----------------------|----------------|---|---|
| BCF10-Q20L60-AP4X-H1141 | connector, M12 x 1    | -              | w001  | d361  |
| BCF10-Q20L60-AP4X       | cable                 | PVC 2 m        | w004  | d360  |

## BCC sensors for level control




The BCC sensors blank out all interferences during the monitoring process and feature excellent EMC and ESD properties. A laterally mounted shield and an integrated processing unit inhibit predamping when mounted in metal flanges. The full switching distance is thus available.

### Features

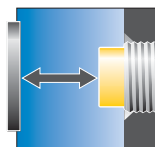
- Automatic wetting compensation
- Excellent EMC properties
- High ESD immunity
- Detection of smallest pellets

### Properties



#### Design

Threaded barrel,  
M30 x 1.5



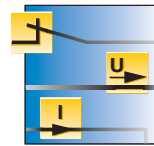
#### Switching distances

10 mm, flush mounting




#### Materials

Polyamide housing




#### Electrical versions

3/4-wire NO/NC, PNP as  
well as antivalent PNP/  
NPN output



#### Electrical connections

2 m cable, M12 x 1 plug  
connection



#### Special features

ESD immunity,  
lateral predamping  
protection

## BCF – S30 – 3-wire DC – Fine adjustment via potentiometer



### General data

|                     |              |
|---------------------|--------------|
| Switching distance  | 10 mm,       |
| Operating voltage   | 10...65 VDC  |
| Ambient temperature | -25...+70 °C |

|                      |      |
|----------------------|------|
| Protection class     | IP67 |
| Material housing     | PA   |
| Material active face | PA   |

### Types and data – selection table

| Type                 | Dimensions    | Output | Electrical connection | Material cable | w    | d    |
|----------------------|---------------|--------|-----------------------|----------------|------|------|
| BCC10-S30-VP4X-H1141 | Ø30 x 71 mm   | , PNP  | connector, M12 x 1    | -              | w008 | d347 |
| BCC10-S30-RP4X-H1143 | Ø30 x 71 mm   | , PNP  | connector, M12 x 1    | -              | w003 | d347 |
| BCC10-S30-RP4X       | Ø30 x 62.5 mm | , PNP  | cable                 | PVC 2 m        | w006 | d348 |
| BCC10-S30-AP4X-H1141 | Ø30 x 71 mm   | , PNP  | connector, M12 x 1    | -              | w001 | d347 |
| BCC10-S30-AP4X       | Ø30 x 62.5 mm | , PNP  | cable                 | PVC 2 m        | w004 | d348 |

## Chemical-resistant sensors




The capacitive sensors (PVDF) are the ideal solution for any application of the pharmaceutical, chemical or food industry. The broad range of functional features of TURCK sensors help to optimize all kinds of applications, for instance, in dairies, breweries, the manufacture of bakery products and frozen foods, or packaging and filling procedures. PVDF materials belong to the group of fluoride plastics. They are extremely resistant due to the high fluorine content. They also feature a high tracking resistance under constant load, good cold properties and excellent temperature resistance.

### Features

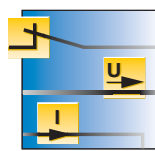
- Excellent chemical resistance
- Automatic wetting compensation
- Excellent EMC properties
- Large switching distances

### Properties



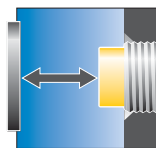
#### Design

Cylinders Ø 18, Ø 30 mm



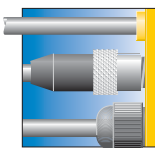
#### Electrical versions

3-wire NO contact or antivalent PNP/NPN switching, NAMUR



#### Switching distances

10 mm, flush mounting



#### Electrical connections

2 m cable PVC or PUR



#### Materials

Threaded barrel, plastic  
PVDF



#### Special features

Chemical resistant

## S185 – 3-wire DC – Fine adjustment via potentiometer



|                       |               |                      |         |
|-----------------------|---------------|----------------------|---------|
| Type                  | BC5-S185-AP4X | Protection class     | IP67    |
| Dimensions            | Ø18 x 74.5 mm | Material housing     | PVDF    |
| Switching distance    | 5 mm,         | Material active face | PVDF    |
| Output                | , PNP         | Material cable       | PVC 2 m |
| Electrical connection | cable         | Wiring diagram       | w004    |
| Operating voltage     | 10...65 VDC   | Dimension drawing    | d354    |
| Ambient temperature   | -25...+70 °C  |                      |         |

## PT30 – 3-wire DC – Fine adjustment via potentiometer



|                       |              |                      |         |
|-----------------------|--------------|----------------------|---------|
| General data          |              | Protection class     | IP67    |
| Dimensions            | Ø30 x 80 mm  | Material housing     | PVDF    |
| Switching distance    | 10 mm,       | Material active face | PVDF    |
| Electrical connection | cable        | Material cable       | PVC 2 m |
| Ambient temperature   | -25...+70 °C |                      |         |

### Types and data – selection table

| Type            | Output | Operating voltage | w    | d    |
|-----------------|--------|-------------------|------|------|
| BC10-PT30-Y0X   | NAMUR  | nom. 8.2 VDC      | w019 | d362 |
| BC10-PT30-VP4X2 | , PNP  | 10...65 VDC       | w007 | d362 |
| BC10-PT30-VN4X2 | , NPN  | 10...65 VDC       | w018 | d362 |

